



# PEPFAR

U.S. President's Emergency Plan for AIDS Relief

# Monitoring, Evaluation, and Reporting (MER) Guidance (v.2.6): AGYW\_PREV

Presenter: Caroline Cooney, OVC Policy Advisor, S/GAC

Date: August 2021

# Section 1: Overview of the technical area and related indicators

**PEPFAR**  
U.S. President's Emergency Plan for AIDS Relief

# Overview of Technical Area and Indicators

- **DREAMS** is a core part of PEPFAR programming in 15 countries, representing over \$1 billion invested
- **Layering** of services = key tenant of DREAMS
- **AGYW\_PREV** developed to track layering of DREAMS services in MER
  - Required reporting for all **DREAMS SNU**s
  - Requires that all DREAMS OUs have **data systems to track layering** at the individual AGYW level

Program Area Group	Indicator Code	Indicator Name	Reporting Frequency	Reporting Level
Prevention	<b>AGYW_PREV</b>	Percentage of active DREAMS participants that completed at least the DREAMS primary package of evidence-based services/interventions.	Semi-annual	Community (Input by USG)

# Defining DREAMS Participants

- **Enrolled:** AGYW is identified based on eligibility criteria/assessment for HIV risk and accepts enrollment into the DREAMS program.
- **DREAMS Participant:** AGYW is enrolled in DREAMS and has started or completed at least one DREAMS service/intervention.
  - **Active DREAMS Participant:** Enrolled; Started or completed at least one DREAMS service in the past 6 months (at Q2) or 12 months (at Q4). **Only active DREAMS beneficiaries should be counted under AGYW\_PREV.**
  - **Inactive DREAMS Participant:** Enrolled; At one time had started or completed at least one DREAMS service, but not within the past 6 months (at Q2) or 12 months (at Q4).

# Defining Completion in DREAMS

- **DREAMS Program Completion:** When an individual AGYW has completed all primary and secondary core package interventions based on her unique needs, HIV risk, and age.
  - See the DREAMS Program Completion and Saturation Appendix of the [DREAMS Guidance](#)
- **Service Completion:** The country-specific criteria for determining the completion of each service/intervention in their DREAMS core package. Service completion definitions should be based on normative guidance and instructions from program developers where available.
  - Definitions should accompany the OU's annual submission of their DREAMS Layering Table to OGAC.
  - A service should not count towards an AGYW's DREAMS program completion or their layering status in AGYW\_PREV until it has met the service completion definition.

# Defining Country-Specific DREAMS Package

- Using the [DREAMS Guidance](#), each DREAMS country must define the primary, secondary, and contextual package of DREAMS services/interventions for each DREAMS age band (10-14, 15-19, 20-24).
- All DREAMS countries must submit to OGAC on an annual basis
- Must also define service completion for each intervention

Table 1. DREAMS Layering Table Example

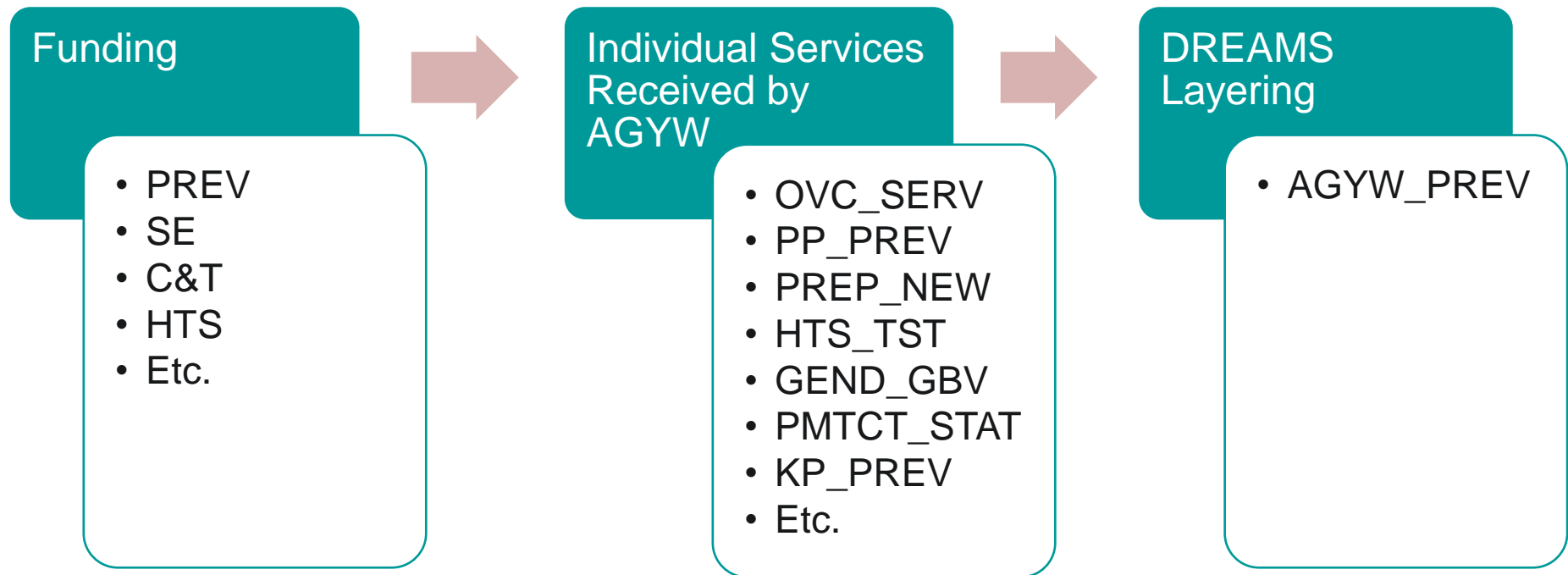
		AGE GROUPS (years)			
		10-14	15-19	20-24	Notes
INDIVIDUAL	Primary Individual Interventions	<ul style="list-style-type: none"> <li>Social Asset Building</li> <li>School or Community-based HIV &amp; violence prevention</li> <li>Parenting/Caregiver Programming</li> <li>Financial Literacy</li> </ul>	<ul style="list-style-type: none"> <li>Condoms</li> <li>HTS</li> <li>School or Community-based HIV &amp; violence prevention</li> <li>Financial Literacy</li> </ul>	<ul style="list-style-type: none"> <li>Condoms</li> <li>HTS</li> <li>Community-based HIV &amp; violence prevention</li> <li>Financial literacy</li> <li>Bridge to employment</li> </ul>	<ul style="list-style-type: none"> <li>In school get school-based HIV education; out of school, get community based education</li> </ul>
	Secondary Individual Interventions	<ul style="list-style-type: none"> <li>Education subsidies</li> <li>Condoms</li> <li>HTS</li> <li>Contraceptive Mix</li> <li>Post-violence care</li> </ul>	<ul style="list-style-type: none"> <li>Education subsidies</li> <li>PrEP</li> <li>Contraceptive Mix</li> <li>Post-violence care</li> <li>Social asset building</li> <li>Bridge to employment</li> <li>Parenting/Caregiver Programming</li> </ul>	<ul style="list-style-type: none"> <li>PrEP</li> <li>Contraceptive Mix</li> <li>Post-violence care</li> <li>Social asset building</li> </ul>	<ul style="list-style-type: none"> <li>Contraceptive Mix includes all aspects (e.g. increase availability, outreach, training, alignment with other initiatives, provision, etc.)</li> </ul>
CONTEXTUAL	Contextual Level Interventions	<b>DREAMS SNUS</b> <ul style="list-style-type: none"> <li>Community mobilization &amp; Norms Change</li> <li>Reducing risk of sex partners (link to HTS, VMMC, Treatment)</li> </ul>			

Table 2: DREAMS Intervention Completion Table

Core Package Category	Specific Service/Intervention	Definition of Completion	Total Time to Complete Intervention	Source Used (if applicable)
Parenting/Caregiver Programming	<i>Specify curricula/um</i>	<i>Ex: AGYW attended 14 of 16 sessions</i>	<i>Ex: Weekly meeting over 16 weeks</i>	<i>Ex: Specific curricula manual/guidance</i>
Social Asset Building				
Community Mobilization & Norms Change				
HIV & Violence Prevention				
Economic Strengthening				

# Relationship with Other Indicators

- AGYW\_PREV tracks **layering** of DREAMS services/interventions **across funding and indicators**
- **Complementary** to other MER indicators that track receipt of individual services



# Section 2: Indicator changes in MER 2.6



# What's Changed?

Change	Programmatic Rationale for Change
Added “Comprehensive Economic Strengthening” as an option under the required Service Type disaggregate.	<ul style="list-style-type: none"><li>Track significant investment and DREAMS programmatic priority for COP21</li></ul>
Added clarifying language that AGYW ages 10-17 receiving eligible OVC services should be reported under both AGYW_PREV and OVC_SERV_DREAMS.	<ul style="list-style-type: none"><li>Respond to questions raised during COP21 target-setting.</li></ul>
Updated and streamlined narrative questions.	<ul style="list-style-type: none"><li>Align with current programmatic priorities and DREAMS implementation.</li><li>Reduce narrative reporting burden.</li></ul>

# Section 3: Review of numerator, denominator, and disaggregations

**PEPFAR**  
U.S. President's Emergency Plan for AIDS Relief

**Indicator Definition:** Percentage of active DREAMS participants that completed at least the DREAMS primary package of evidence-based services/interventions.

**Numerator:** Number of active DREAMS participants that have **completed at least the DREAMS primary package** of services/interventions as of the end of the reporting period.

**Denominator:** Number of active DREAMS participants that have **started or completed any DREAMS service/intervention** as of the end of the reporting period.

### Required Disaggregates:

- Layering status by Time in DREAMS and Age
  - 2 layering status disags in numerator
  - 4 layering status disags in denominator
- Service Type:
  - Violence Prevention
  - Education Support
  - Comprehensive Economic Strengthening **NEW!**

# Definitions of Required Disaggregates (1)

- **Age/Sex:** Current age of AGYW at the end of the current reporting period.
  - Female 10-14, 15-19, 20-24, 25-29
  - Note: 25-29F included to account for AGYW who have aged over 24 since initial DREAMS enrollment. DREAMS programming should not target AGYW 25-29 unless explicitly approved in your COP.
- **Layering:** Status of DREAMS primary package completion for each AGYW.
  - Completed primary package and additional service(s); Completed exactly primary package; Completed a service but not full primary package; Started but not completed a service
- **Time in DREAMS:** Time since AGYW became a DREAMS participant (i.e. since enrolled in DREAMS and started or completed at least one DREAMS service)
  - 0-6 months, 6-12 months, 12-24 months, 25+months

# Definitions of Required Disaggregates (2)

- **Service disaggregates:**
  - **Violence Prevention:** Number of AGYW enrolled in DREAMS that completed an evidence-based intervention focused on preventing violence within the reporting period.
  - **Education Support:** Number of AGYW enrolled in DREAMS that received educational support to remain in, advance, and/or rematriculate in school within the reporting period.

- **Comprehensive Economic Strengthening:** Number of AGYW ages 15-24 years enrolled in DREAMS that completed a comprehensive economic strengthening intervention within the reporting period.
  - Comprehensive ES interventions must include:
    1. Gender-sensitive training;
    2. Start-up support for entrepreneurship or linkage to employment for wage employment; and
    3. Mentoring or coaching.
    - All OUs should also have a market assessment to guide comprehensive economic strengthening programming and provide AGYW access to savings groups.

NEW!

NEW!

# Layering Disaggregates: 4 Categories

- **Number of active DREAMS participants that have fully completed the DREAMS primary package of services/interventions but not additional services/interventions**
- **Number of active DREAMS participants that have fully completed the primary package of services/interventions and at least one secondary service/intervention**
- Number of active DREAMS participants that have fully completed at least one DREAMS service/intervention but not the full primary package
- Number of active DREAMS participants that have started a DREAMS service/intervention but not yet completed it

N  
u  
m  
e  
r  
a  
t  
o  
r

D  
e  
n  
o  
m  
i  
n  
a  
t  
o  
r

# Data Entry Screen Example

AGYW\_PREV - Collapse

Required

Percentage of adolescent girls and young women (AGYW) that completed the DREAMS primary package of evidence-based services/interventions.

**Numerator:** The number of individual AGYW that have completed at least the DREAMS primary package of services/interventions as of the end of the reporting period. The numerator will auto-calculate from the sum of the "completed DREAMS primary package with no additional services" and "completed DREAMS primary package and at least one additional service" disaggregates.

**Denominator:** The number of individual AGYW that have started or completed any DREAMS service/intervention in the reporting period. The denominator will auto-calculate from the sum of the four Time/Age/Sex disaggregates.

Required

Number of individual AGYW that have fully completed the entire DREAMS primary package of services AND at least one additional secondary service as of the past 6 months at Q2 or the past 12 months at Q4.

Time/Age/Sex	10-14F	15-19F	20-24F	25-29F	Sub-total
0-6 months	<input type="text"/>	<input type="text"/>	<input type="text"/>	<input type="text"/>	Subtotal
7-12 months	<input type="text"/>	<input type="text"/>	<input type="text"/>	<input type="text"/>	Subtotal
13-24 months	<input type="text"/>	<input type="text"/>	<input type="text"/>	<input type="text"/>	Subtotal
25+ months	<input type="text"/>	<input type="text"/>	<input type="text"/>	<input type="text"/>	Subtotal

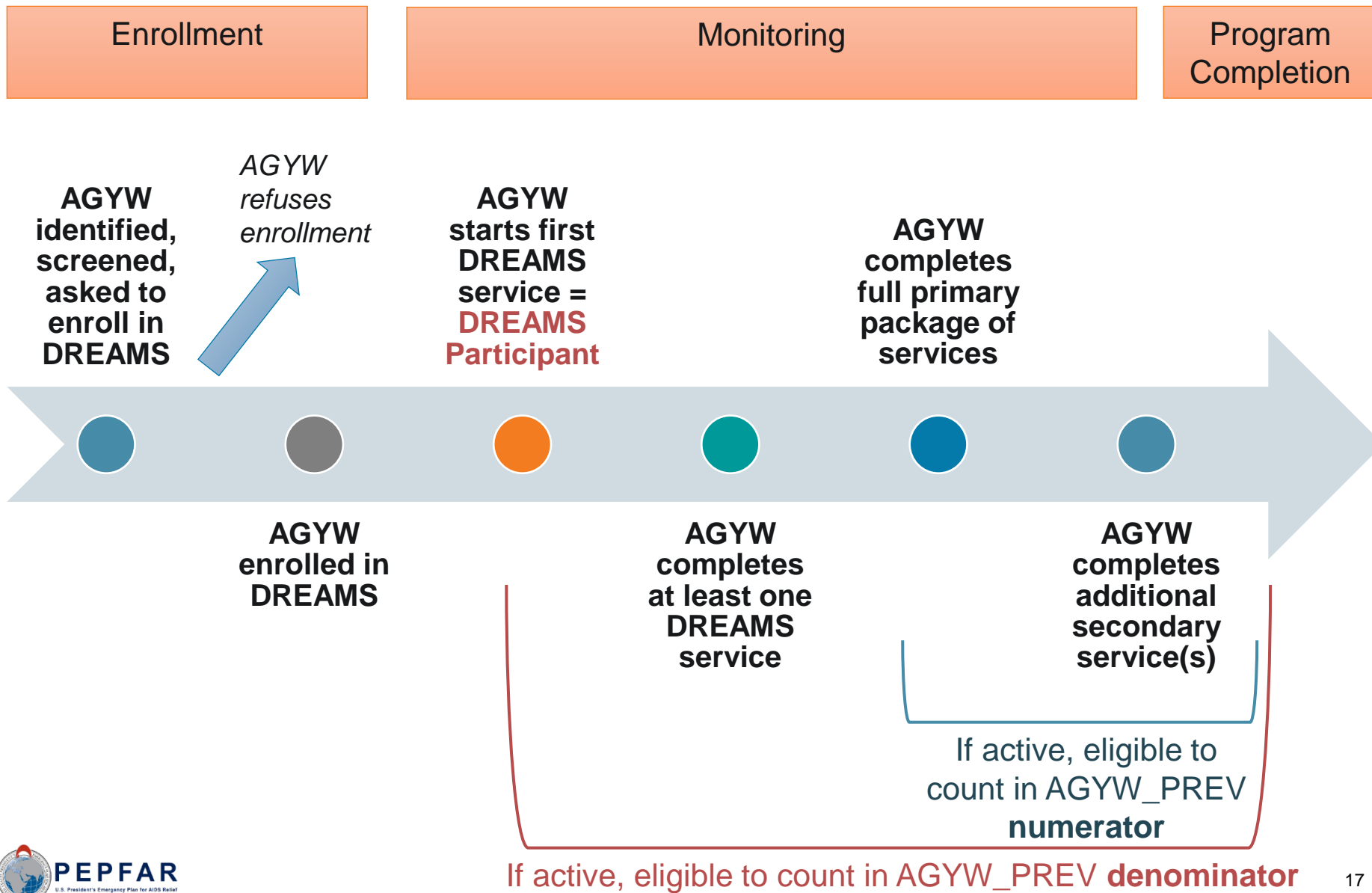
Data Set: Host Country Results DREAMS USG

# AGYW\_PREV Reporting

- **Data Source(s):** Requires **layering database** & **unique identifier** to track individual-level completion of services by AGYW across partners
  - Ex: DREAMS passports, unique IDs, DHIS2 database
  - Best practice: One M&E partner responsible for coordinating tracking of layering in collaboration with all IPs
- **How to Calculate Annual Totals:** Reported as a **snapshot** of each active DREAMS participant's layering status since becoming a DREAMS participant until the end of the Q4 reporting period.
- **Key considerations for reporting:**
  - AGYW must be an **active DREAMS participant** to count under AGYW\_PREV.
  - Services are only counted towards layering status upon **completion of the service** (as defined by each OU).
  - Because layering happens across partners and time, this indicator is **inputted into DATIM by USG, NOT individual partners.**



# DREAMS Program Completion Continuum & AGYW\_PREV



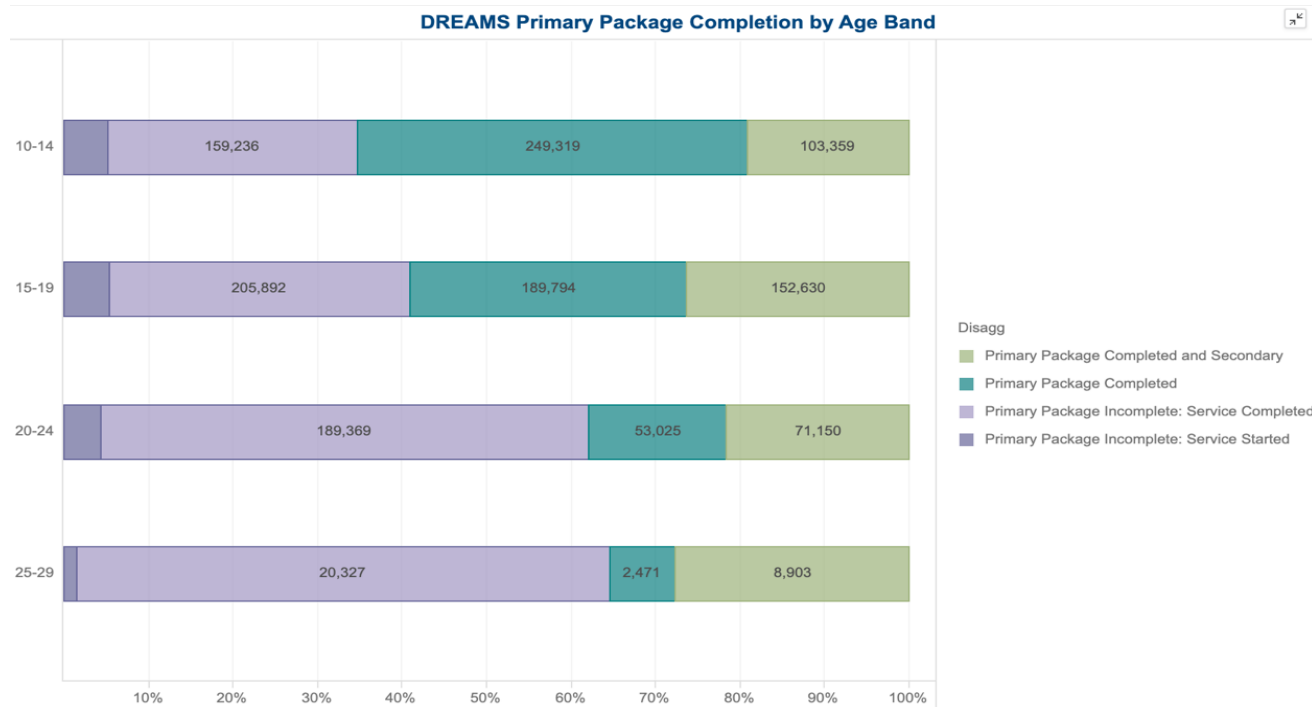
# DREAMS and OVC reporting overlap among 10-17 year old females *by program enrollment*

Program enrollment	OVC services	DREAMS services	Count under OVC_SERV	Count under AGYW_PREV
OVC Comprehensive	Must meet OVC Comprehensive program requirements	N/A	✓ Count under “OVC Comprehensive” disag	
OVC Comprehensive and DREAMS	Must meet OVC Comprehensive program requirements	Must meet DREAMS program requirements; Layered interventions	✓ Count under “OVC Comprehensive” disag	✓
DREAMS w/ eligible OVC service	Qualifying eligible individual DREAMS service that is also an OVC service, e.g. education subsidy	Must meet DREAMS program requirements; Layered interventions	✓ Count under “DREAMS” disag	✓
DREAMS non-eligible OVC service	N/A	Must meet DREAMS program requirements; Layered interventions		✓

See MER Appendix E for list of eligible OVC services

# Data Use: Overall DREAMS Performance

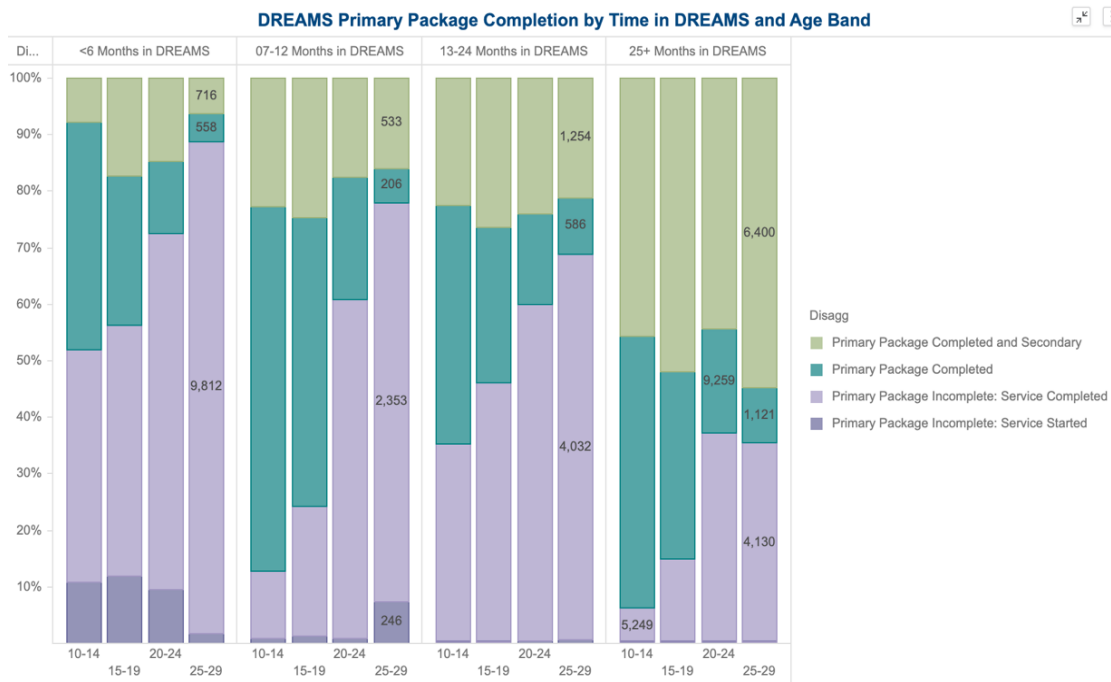
Source:  
Panorama  
DREAMS  
Dossier



## Analytic Questions:

- What proportion of active DREAMS participants have completed at least the primary package? Are there differences by age group?
- What interventions are most often missing for age bands with poor primary package completion rates?
- Note that this visual is not disaggregated by time in DREAMS which may explain important differences in primary package completion rates (e.g. we don't expect AGYW in the younger age bands to complete DREAMS in <6 months).

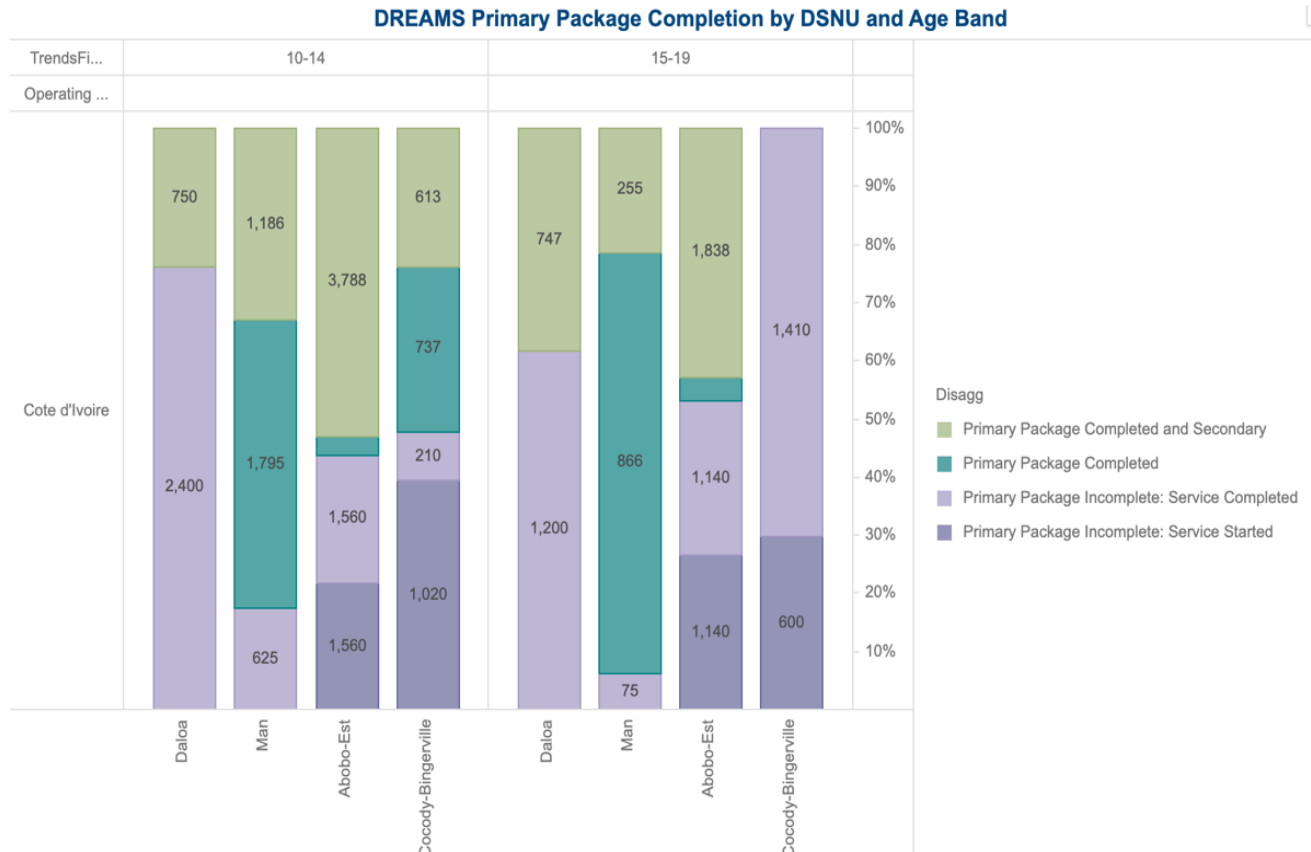
# Data Use: Layering Trends over Time in DREAMS



## Analytic Questions:

- What proportion of DREAMS participants are newly enrolled or have been in the program for at least one year?
- Do primary package completion rates increase with time in DREAMS?
- If not, what are the challenges keeping AGYW from completing the primary package after 13+ months in DREAMS? **(Benchmark: At least 90% of AGYW should have completed the primary package by 13+ months in DREAMS)**
- Are a significant proportion of AGYW completing the primary package in <6 months? This is not expected, especially for AGYW in younger age bands.
- Note that enrollment cycles vary by DREAMS program.

# Data Use: Layering Trends by SNU



## Analytic Questions:

- Do primary package completion rates differ by SNU? Does this vary by age and time in DREAMS?
- What lessons can be translated from higher-performing SNUs to lower-performing SNUs?

# Section 4: Overview of guiding narrative questions

**PEPFAR**  
U.S. President's Emergency Plan for AIDS Relief

# Narrative Overview

- **NEW:** Only one set of DREAMS narrative questions:
- Each OU PEPFAR team should submit one narrative response, based on input from all agencies and implementing partners.
  - This should not be just a compilation of responses from IPs, but instead a thoughtful response reflecting the interagency USG team's response on their DREAMS performance.
- Narrative responses are entered in DATIM on the Host Country Results: Narratives (USG) form on the DREAMS tab.

# AGYW\_PREV Guiding Narrative Questions

1. What challenges and/or data quality issues did you face in reporting on AGYW\_PREV during this reporting period? What is your OU's approach to address these reporting challenges?
2. What challenges did you experience with implementing layering (i.e., service disruptions, specific subgroups that had difficulty participating, specific partners that had trouble linking to services, etc.)? If there are gaps in DREAMS layering, which services (by age group) are the most challenging for AGYW to complete? What is your OU's approach to improve these layering challenges?
3. Describe your OU's approach to ensuring that partners are layering services and interventions for AGYW enrolled in DREAMS, including ensuring effective bi-directional referral mechanisms and linkages have been established between clinical and community-based platforms. In your response, please include answers to the following questions:
  - a. How is your OU ensuring that AGYW visiting ANC, family planning, HTS, and STI clinical settings are assessed for DREAMS eligibility?
  - b. What proportion of AGYW that were enrolled in this reporting period were referred from healthcare settings?
4. Please note if your OU has a large number of inactive DREAMS participants (i.e., AGYW who are enrolled in DREAMS and at one point completed or started a service, but not within 6 months at Q2 or 12 months at Q4)? What are the reasons why AGYW are not active in DREAMS?



# Section 5: Data quality considerations for reporting and analysis

**PEPFAR**  
U.S. President's Emergency Plan for AIDS Relief

# Data quality considerations for reporting and analysis

## Data Quality Checks:

- Denominator must be GREATER than Numerator
  - # AGYW that have started or completed any DREAMS service in the reporting period is always greater than # AGYW that have at least completed the primary package
- If total number of AGYW changes over time, they should be accounted for in the narrative as inactive (either lost or completed DREAMS program).

# Section 6: Additional Resources and Acknowledgments

**PEPFAR**

U.S. President's Emergency Plan for AIDS Relief



# Additional Resources

- [DREAMS Guidance](#) (updated in March 2021)
- MER 2.6 Guidance
- OVC MER 2.6 Training Video
- COP21 Guidance
  
- Your AGYW ISMEs & the S/GAC DREAMS Team!

# Acknowledgments

- Thank you to DREAMS country teams, implementing partners, the AGYW Prevention COOP, and the DREAMS ICPI workstream.



# PEPFAR

U.S. President's Emergency Plan for AIDS Relief

# Thank you!