



# PEPFAR

U.S. President's Emergency Plan for AIDS Relief

# Monitoring, Evaluation, and Reporting (MER) Guidance (v.2.6): Key Populations

Presenters: Erin Eckstein, Director, Key Populations, Human Rights and Community Engagement Team and Jennifer Cole, Technical Advisor, Key Populations

Date: October 2021

# Video Outline

- 1) **Section 1:** Overview of the technical area and related indicators
- 2) **Section 2:** Indicator changes in MER 2.6
- 3) **Section 3:** Review of numerator, denominator, and disaggregations.
  - What is the programmatic justification and intention for the data being collected?
  - How are program managers expected to use this data to make decisions that will improve PEPFAR programming?
  - How does it all come together? How should the data be visualized (e.g., cascades)? How do these indicators relate to other MER indicators?
- 4) **Section 4:** Overview of guiding narrative questions
- 5) **Section 5:** Data quality considerations for reporting and analysis
- 6) **Section 6:** Additional Resources and Acknowledgments

# Section 1: Overview of the technical area and related indicators



# Overview of KP Indicators

Program Area Group	Indicator Code	Indicator Name	Reporting Frequency	Reporting Level
Prevention	<b>KP_PREV</b>	Number of key populations reached with individual and/or small group-level HIV prevention interventions designed for the target population	Semi-annual	Facility and Community
Prevention	<b>KP_MAT</b>	Number of people who inject drugs (PWID) on medication-assisted therapy (MAT) for at least 6 months	Annual	Facility

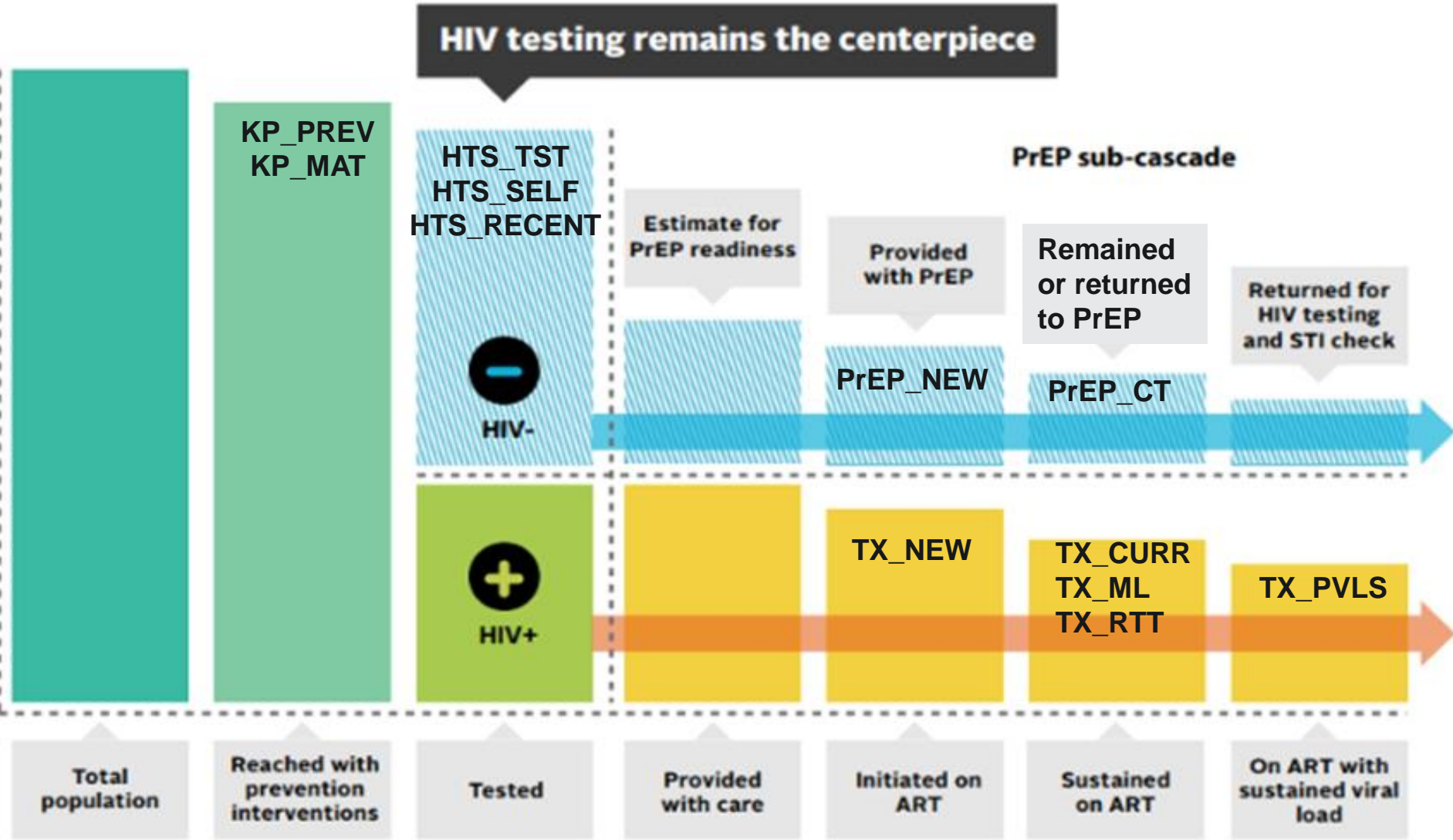
# Overview of Indicators with KP Disaggregates

Program Area Group	Indicator Code	Indicator Name	Reporting Frequency	Reporting Level
Prevention	<b>PrEP_NEW</b>	Number of individuals who have been newly enrolled on (oral) antiretroviral pre-exposure prophylaxis (PrEP) to prevent HIV infection in the reporting period.	Quarterly	Facility
Prevention	<b>PrEP_CT</b>	Number of individuals, excluding those newly enrolled, that return for a follow-up visit or re-initiation visit to receive pre-exposure prophylaxis (PrEP) to prevent HIV during the reporting period	Quarterly	Facility
Testing	<b>HTS_TST</b>	Number of individuals who received HIV Testing Services (HTS) and received their test results, disaggregated by HIV result	Quarterly	Facility and Community
Testing	<b>HTS_SELF</b>	Number of individual HIV self-test kits distributed	Quarterly	Facility and Community
Testing	<b>HTS_RECENT</b>	Number of newly diagnosed HIV-positive persons who received a test for recent infection with a documented result	Quarterly	Facility and Community

# Overview of Indicators with KP Disaggregates

Program Area Group	Indicator Code	Indicator Name	Reporting Frequency	Reporting Level
Treatment	<b>TX_NEW</b>	Number of adults and children newly enrolled on antiretroviral therapy (ART)	Quarterly	Facility
Treatment	<b>TX_CURR</b>	Number of adults and children currently receiving antiretroviral therapy (ART)	Quarterly	Facility
Treatment	<b>TX_ML</b>	Number of ART patients (who were on ART at the beginning of the quarterly reporting period or initiated treatment during the reporting period) and then had no clinical contact since their last expected contact	Quarterly	Facility
Treatment	<b>TX_RTT</b>	Number of ART patients with no clinical contact or ARV pick-up for greater than 28 days since their last expected contact who restarted ARVs within the reporting period	Quarterly	Facility
Treatment	<b>TX_PVLS</b>	Percentage of ART patients with a suppressed viral load (VL) result (<1000 copies/ml) documented in the medical or laboratory records/laboratory information systems (LIS) within the past 12 months	Quarterly	Facility

# Key Populations Cascade



# Section 2: Indicator changes in MER 2.6

**PEPFAR**

U.S. President's Emergency Plan for AIDS Relief





# What's Changed?

Change	Programmatic Rationale for Change
PREP_CT: Includes required KP disaggregates	New indicator replacing PrEP_CURR and new name to avoid trending with PrEP_CURR.
TX_ML: Includes optional KP disaggregates	Tracking and reporting on KP type will aid the program to provide tailored services by utilizing outcome trends by KP. However, while useful information, it is not required at this time.
KP_PREV: Added one guiding narrative question	Allows better context for programmatic monitoring

KP disaggregates include: FSW, MSM, PWID, TG, and People in prisons and other closed settings.

# Reminder: Required KP disaggregations



It is important to note that an individual's inclusion in some key populations is subject to change over time (e.g., an individual may engage in sex work or inject drugs for specific periods in their life) and should be assessed at each clinical encounter to ensure accurate reporting of these disaggregations on indicators such as TX\_CURR

Despite persons potentially falling into more than one KP disaggregate (e.g., an FSW who injects drugs, MSM that is currently incarcerated), implementing partners should be instructed to report an individual in only one KP category with which s/he is most identified.

# Reminder: Required KP disaggregations

Reporting of key population disaggregations continues to be required in settings where it is safe to collect this data, except TX\_ML which is optional.

**However, non-reporting may be warranted if reporting of KP disaggregates would result in valid safety or confidentiality concerns to patients or sites that CANNOT be prevented through anonymization of site names at HQ.**

For example:

- Source health information systems (paper or electronic) used to record KP status can or have been accessed at the site level by law enforcement in a country where KP criminalization is actively enforced
- Past history or documented threat of KP facility information and/or personal identifiable information, becoming publicized such as through tabloid newspapers or the internet, for example from bad actors with access to the source data, and an environment to reasonably expect that publicizing the information could lead to attacks, arrests, violence, extreme stigma against sites/staff/patients

Country teams should document instances of non-reporting as well as these concerns in the indicator narratives.

# Reminder: Required KP disaggregations

## Invalid reasons for not reporting KP disaggregates:

If partner receives PEPFAR funds but does not currently have the patient information systems to easily track KP status, and/or partner does not currently have the expertise to interview for risk elicitation during intake.

In such cases, the partner should work with USG to:

- 1) Develop an evidence-based methodology to either record key population status of patients referred from known KP partners (such as community-based or civil society organizations serving a specific group), and establish the skills and environment to be able to interview new patients about KP classification in an effective and non-stigmatizing way. This fits nicely with the major PEPFAR program shift toward index testing and contact elicitation, which requires training in similar types of interviewing skills.
- 2) Develop a secure and private storage system for that information, even if it needs to be secured separately or in parallel to existing filing systems.
- 3) Report that information at the site-aggregated level in the MER.

# Reminder: Required KP disaggregations

Invalid reasons for not reporting KP disaggregates:

(cont'd)

Facilities supported by PEPFAR-employed staff (clinical or non-clinical) who are deemed potentially stigmatizing toward Key Populations, and patient interviewing for risk elicitation could subject patients to stigma and discrimination.

If so, the partner should work immediately to:

- 1) Provide stigma and discrimination trainings to all health workers supported by PEPFAR
- 2) Establish evidence-based stigma and discrimination interventions at PEPFAR facilities such as patient right to care policies and patient redress systems
- 3) Consider withdrawing PEPFAR funding from this facility/site if they are unable to provide services to PLHIV and key populations free of stigma and discrimination

# Section 3: Review of numerator, denominator, and disaggregations

**PEPFAR**

U.S. President's Emergency Plan for AIDS Relief



- Indicator Definition: Number of key populations reached with individual and/or small group-level HIV prevention interventions designed for the target population

**Numerator (required):** Number of key populations reached with individual and/or small group-level HIV prevention interventions designed for the target population

---

**Denominator:** N/A

**Testing Services:** KP known positive; KP was newly tested and/or referred for testing; KP declined testing and/or referral

# Data Entry Screen: KP\_PREV

DSD: KP\_PREV

- Collapse

Auto-Calculate

Number of key populations reached with individual and/or small group-level HIV prevention interventions designed for the target population. Numerator will auto-calculate from the key population disaggregates.

Numerator

Subtotal

Required

Disaggregated by Key Population Type

PWID

MSM

Transgender People

FSW

People in prisons and other closed settings

Required

Disaggregated by Status / Key Population Type

	PWID	MSM	Transgender People	FSW	People in prison and other closed settings	Sub-totals
Known Positive	<input type="text"/>	<input type="text"/>	<input type="text"/>	<input type="text"/>	<input type="text"/>	Subtotal
Newly tested and / or referred for testing	<input type="text"/>	<input type="text"/>	<input type="text"/>	<input type="text"/>	<input type="text"/>	Subtotal
Declined testing and / or referral	<input type="text"/>	<input type="text"/>	<input type="text"/>	<input type="text"/>	<input type="text"/>	Subtotal



# Example: How to Count KP\_PREV

- **Data Source(s):** IP CSO or NGO data. Subnational KP estimates in the IMPATT can be used as the denominator.
- **How to Calculate Annual Totals:** By summing Q2 and (de-duplicated) Q4 results for the fiscal year.
- **Key considerations for reporting (FAQs):**
  - *Should individuals be de-duplicated in Q4 reporting if s/he had already been reached and reported in Q2?*
    - Yes. If someone has been counted in Q2 but was reached again in Q3-Q4, they should be taken out of reporting in Q4.
    - De-duplication of all returning beneficiaries within the Q3-Q4 reporting period (April 1 – September 30) will also need to take place in Q4 reporting if they had already been counted under KP\_PREV in Q1-Q2 of the same fiscal year.
  - *What if an individual falls into more than one KP disaggregation category?*
    - The individual should only be reported in **ONE** KP disaggregation category with which this person is most identified. Best practice is to ask the beneficiary/client to indicate the group with which they most identify.

# Example: How to Count KP\_PREV (cont'd)

- **Key considerations for reporting (FAQs) (cont'd):**
  - *What if the KP reached does not want to disclose their HIV status for testing service disaggregation, and does not want an HIV test? Which category should they be counted under?*
    - Count this as “declined testing and/or referral”
  - *What if the individual has already been tested within the window of local country guidelines (e.g. within the last 3 months, within the last 6 months) and an additional test is not recommended at the time of outreach? Which category should the individual be counted under? If an individual was previously tested within the window of local country guidelines and an additional test is not recommended, consider:*
    - If that previous test was supported by PEPFAR outreach and performed during the same fiscal year, that individual should not be reported under KP\_PREV anyway, as individuals must be de-duplicated.
    - If the previous test was not supported by PEPFAR OR if the previous test was supported by PEPFAR but occurred during the prior fiscal year, the outreach can be counted as KP\_PREV if they received at least one additional prevention activities, but the testing disaggregation can be marked as “declined.”

# Additional KP\_PREV services

## Prevention Interventions for Key Populations

- **Offer or refer to HTS\* (Required)**
- Targeted information, education, and communication (IEC)
- Outreach/Empowerment
- Condoms
- Lubricant
- Offer or refer to STI screening, prevention, and treatment
- Link or refer to ART
- Offer or refer to prevention, diagnosis, treatment of TB
- Offer or refer to screening and vaccination for viral hepatitis
- Offer or refer to Reproductive Health (Family Planning; PMTCT), if applicable
- Refer to medication-assisted therapy (MAT), if applicable
- Offer or refer to needle syringe program (NSP), if applicable

**For each indicator, describe the programmatic justification and intention for the data being collected:**

This indicator will help determine the total reach of key populations in a specific catchment area and may help understand the relative saturation (coverage) of PEPFAR-supported KP prevention programs when subnational KP estimates from IMPATT are used as the denominator.

**Describe how program managers are expected to use this data to make decisions that will improve PEPFAR programming:**

This data will help enable program managers and CSOs to determine the extent of their reach in prevention services for each KP within a defined geographic area. When used in conjunction with KP disaggregated testing data (HTS and HTS\_POS) if the continuum of services along the cascade is provided by (and reported to) PEPFAR, it can help determine the extent of linkage and provision of testing services in these populations among those reached.

- Indicator Definition: Number of people who inject drugs (PWID) on medication-assisted therapy (MAT) for at least 6 months within the reporting period

**Numerator  
(required):**

Number of people who inject drugs (PWID) on medication-assisted therapy (MAT) for at least 6 months

---

**Denominator:**

N/A

**Required Disaggregations:**

Sex: Male, Female

# Data Entry Screen: KP\_MAT

DSD: KP_MAT		- Collapse
<b>Auto-Calculate</b>	<b>Number of people who inject drugs (PWID) who are receiving medication assisted therapy (MAT). Numerator will auto-calculate from the sex disaggregates.</b>	
Numerator	<input type="text"/>	Subtotal
<b>Required</b>	<b>Disaggregated by Sex</b>	
Female	<input type="text"/>	
Male	<input type="text"/>	

# Example: How to Count KP\_MAT

- **Data Source(s):** IP program data, MAT registers, patient level data (KP\_MAT)
- **How to Calculate Annual Totals:** These are annual indicators. Use annual result reported at Q4.
- **Key considerations for reporting (FAQs):**
  - *What if an individual was on MAT for a majority of the reporting period but then was lost to follow up when reporting period comes around? Do we count them?*
    - Count all individuals who have completed at least 6 months of treatment even if they drop-out, die, or are otherwise lost to follow-up, as long as they completed the minimum of 6 months treatment during the reporting period. Do not count individuals who initiate treatment too late in the reporting period to be able to reach a minimum of 6 months.

**For each indicator, describe the programmatic justification and intention for the data being collected:**

- This indicator provides information on the total number of individuals who have been on treatment for at least 6 months since initiation of medication-assisted treatment (e.g., methadone, buprenorphine, or buprenorphine/naloxone to treat drug dependency) at any point in time within the reporting period.

**Describe how program managers are expected to use this data to make decisions that will improve PEPFAR programming:**

- When proper and sufficient dosage is administered, medication-assisted therapy (MAT) is highly effective in reducing opioid use, reducing injecting behaviors that put opioid dependent people at risk for HIV and improving retention for those who are on ART. When trend data are analyzed, it can help program managers and clinical staff to assess the changes in the number of individuals who are on MAT over time. It can also help estimate MAT coverage rate when triangulated with population size estimations and biobehavioral surveys.



# Key Populations Disaggregates

The following disaggregates...

- Female sex workers - FSW
- Men who have sex with men - MSM
- People in prisons and other closed settings
- People who inject drugs - PWID
- Transgender people – TG

... are reported for the following indicators:

- PrEP\_NEW
- PrEP\_CT
- HTS\_TST
- HTS\_SELF
- HST\_RECENT
- TX\_NEW
- TX\_CURR
- TX\_ML\*
- TX\_RTT
- TX\_PVLS (N) and TX\_PVLS (D)

\*TX\_ML KP disaggregates are optional

See KP classification tool in MER Guidance (Appendix A in [MER 2.0 v2.6](#))

# Data Entry Screen: KP Disaggregate Example

DSD: HTS\_TST (Facility)

- Collapse

Auto-Calculate

Number of individuals who received HIV Testing Services (HTS) and received their test results.

Numerator

Subtotal

Positive

Subtotal

Required

Disaggregated by key population type / Result:

**THIS IS NOT A MODALITY. Data should always be entered at modality type, and additionally for the key population disaggregate, if applicable.**

Category

Positive

Negative

Sub-total

PWID



Subtotal

MSM



Subtotal

Transgender People



Subtotal

FSW



Subtotal

People in prison and other closed settings



Subtotal

# Data Entry Screen: TX\_ML KP Disaggregates

Please note the KP disaggregate for TX\_ML is optional

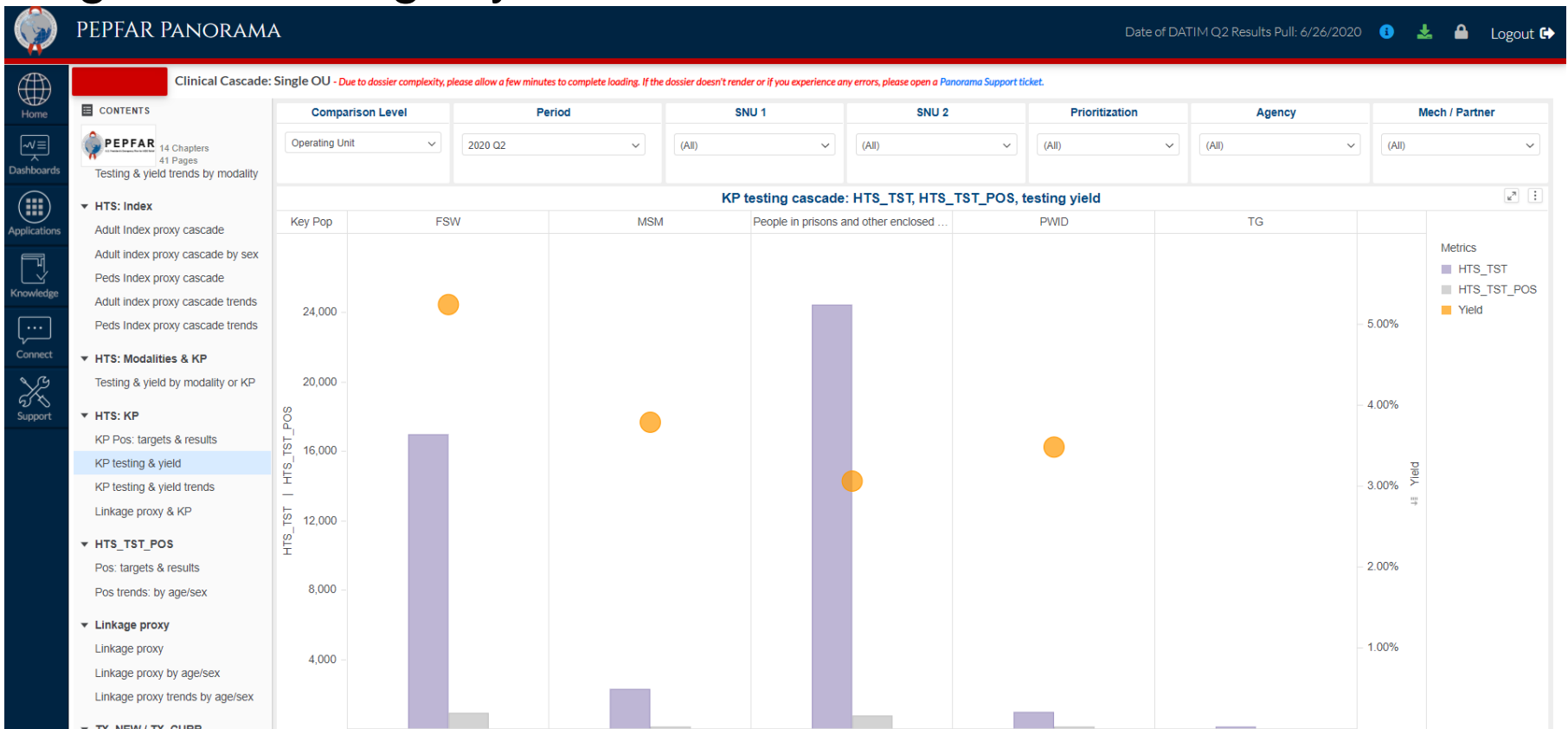
Optional	Disaggregated by Status/Key Population Type. Data on key populations should be reported in both the "Disaggregated by key population type" section and the "Disaggregated by Age/Sex/Result" by modality sections.					
	PWID	MSM	Transgender People	FSW	People in prison and other closed settings	Sub-totals
Died	<input type="text"/>	<input type="text"/>	<input type="text"/>	<input type="text"/>	<input type="text"/>	Subtotal
On Treatment for < 3 months when experienced IIT	<input type="text"/>	<input type="text"/>	<input type="text"/>	<input type="text"/>	<input type="text"/>	Subtotal
On Treatment for 3-5 months when experienced IIT	<input type="text"/>	<input type="text"/>	<input type="text"/>	<input type="text"/>	<input type="text"/>	Subtotal
On Treatment for 6+ months when experienced IIT	<input type="text"/>	<input type="text"/>	<input type="text"/>	<input type="text"/>	<input type="text"/>	Subtotal
Transferred Out	<input type="text"/>	<input type="text"/>	<input type="text"/>	<input type="text"/>	<input type="text"/>	Subtotal
Refused (Stopped) Treatment	<input type="text"/>	<input type="text"/>	<input type="text"/>	<input type="text"/>	<input type="text"/>	Subtotal

# Bringing it all together visually

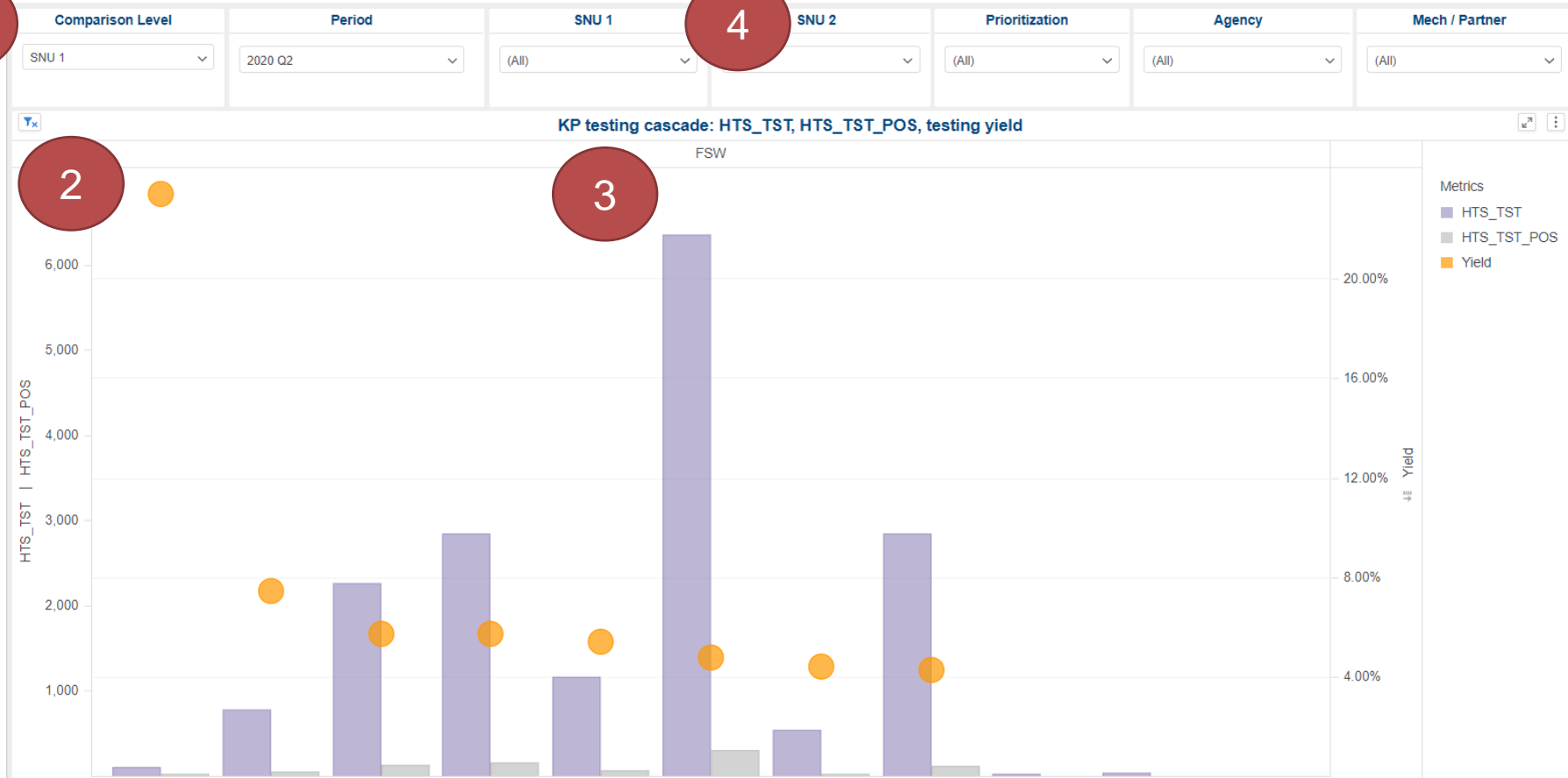
Panorama Dossier: Clinical Cascade, Single OU

Chapter: HTS: KP

Page: KP testing & yield



# Bringing it all together visually



- 1) Change “Comparison Unit” to SNU 1
- 2) Find the SNU 1 with the highest yield
- 3) Find the SNU 1 with the highest testing volume
- 4) Refine further to find the SNU2 or Partner with the high KP volume and yield

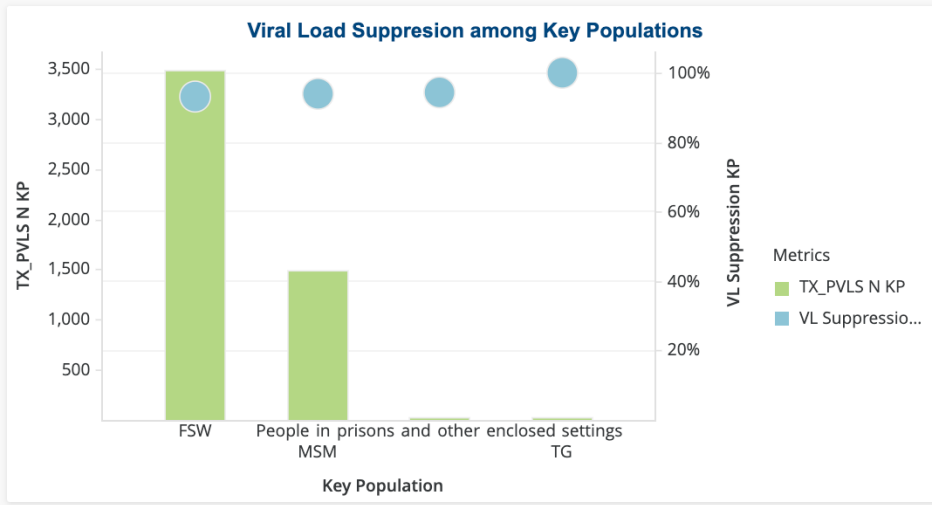
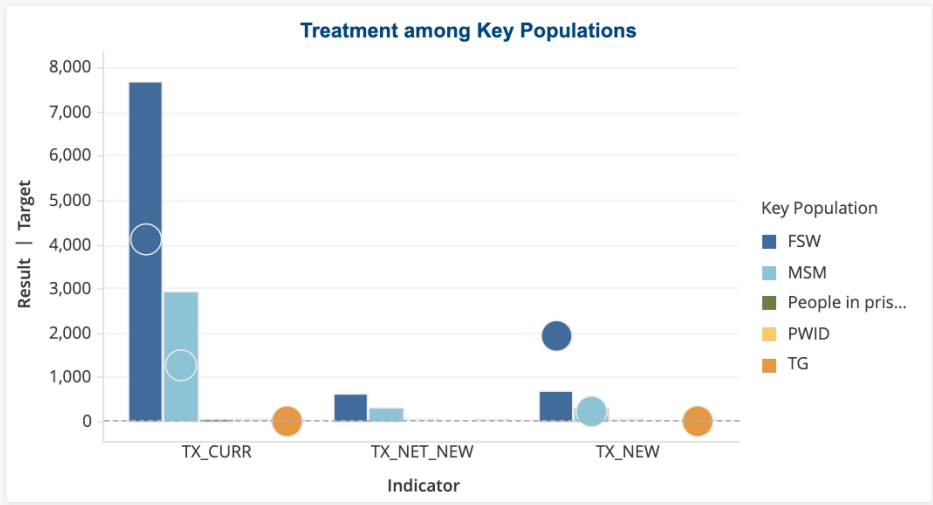
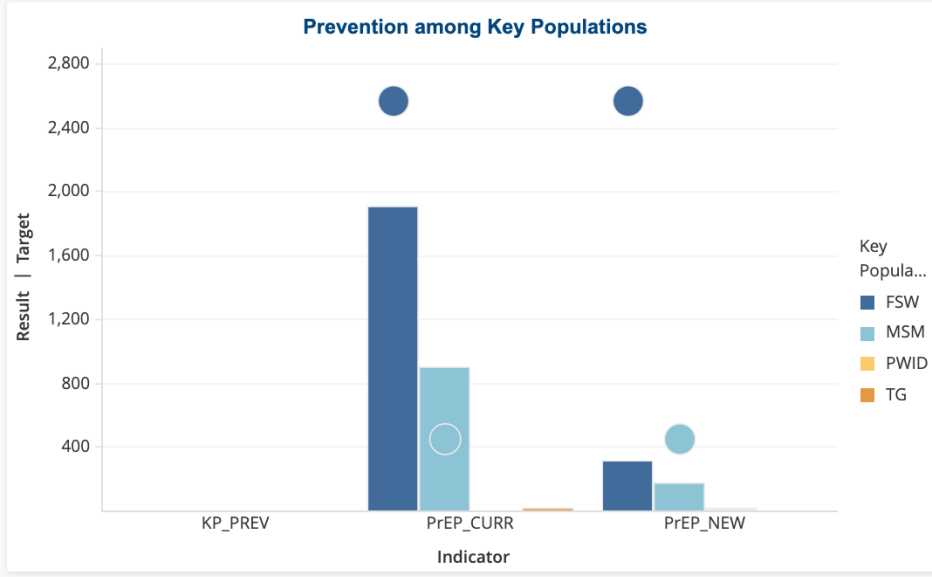
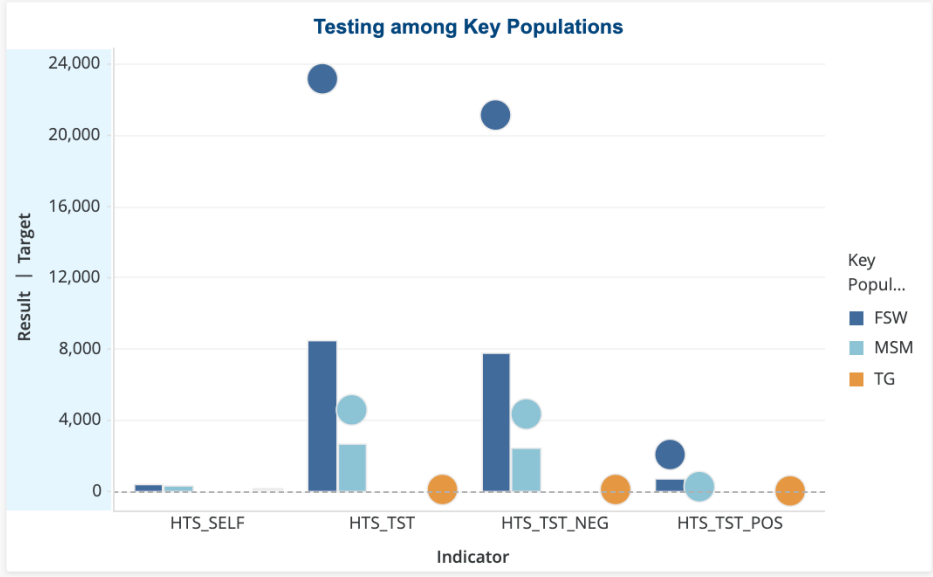
OU and SNU1 names redacted

# Bringing it all together visually

Additional dossiers with KP visuals:

- Key Populations Single OU
- Clinical Cascade Single OU
- Testing Single OU & Global
- Treatment Single OU & Global
- Viral Load Single OU & Global
- Prevention Single OU & Global

# Bringing it all together visually



Key Populations Single OU dossier > At a Glance

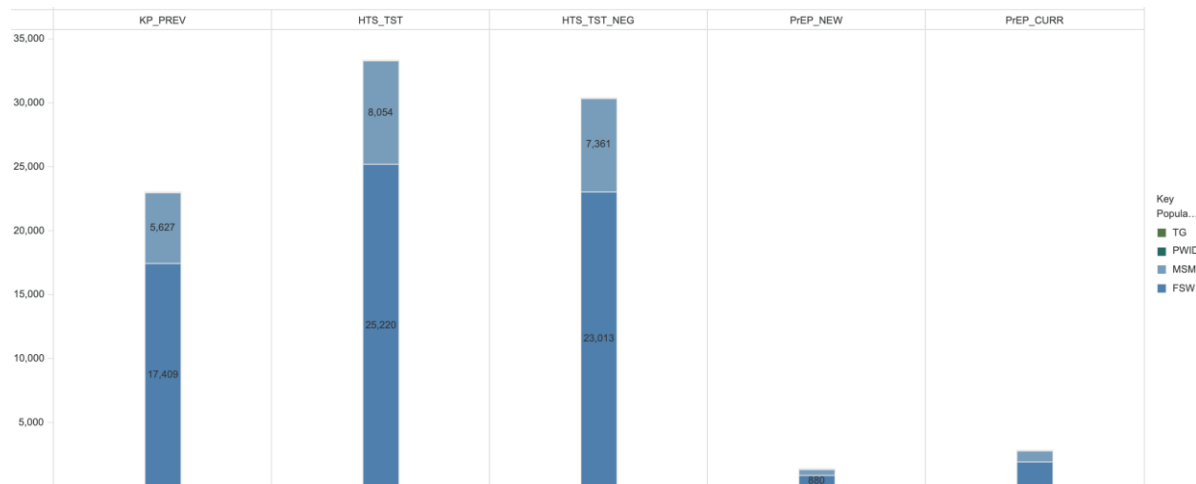
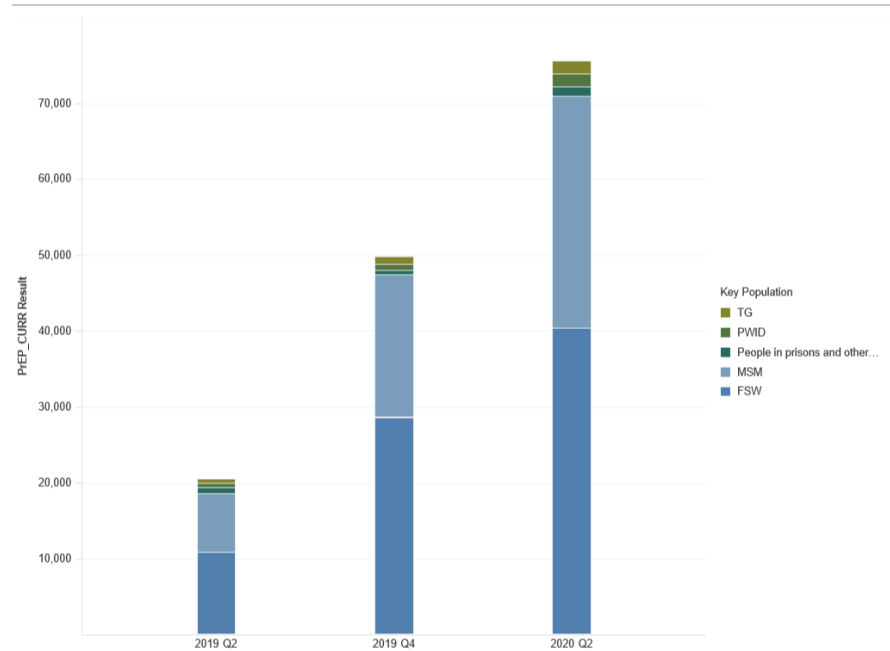
# Bringing it all together visually

## PrEP Dossier

- 1) How many MSM and FSW have been identified as HIV negative in the area of interest (e.g. OU, SNU1, etc)?
- 2) How many have been reached with KP prevention services?
- 3) How many have been newly enrolled on PrEP and are currently still receiving PrEP? Note that eligibility for current on PrEP may change over time.

Prevention: Global

Chapter 2: PrEP - KP Current on PrEP - PrEP\_CURR: Total Current on Pr...

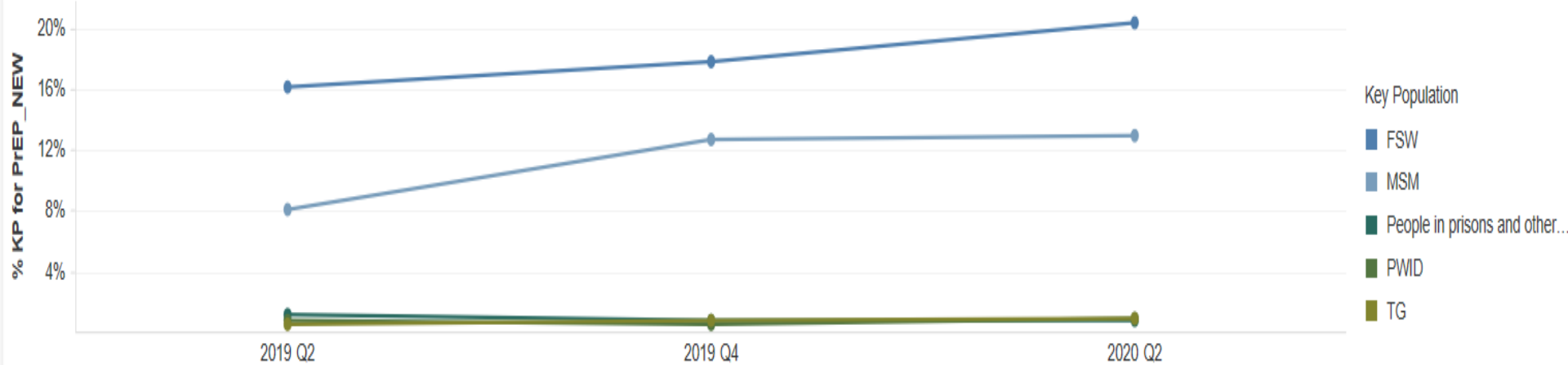


Source: [pepfar-panorama.org](http://pepfar-panorama.org); PrEP Dossier

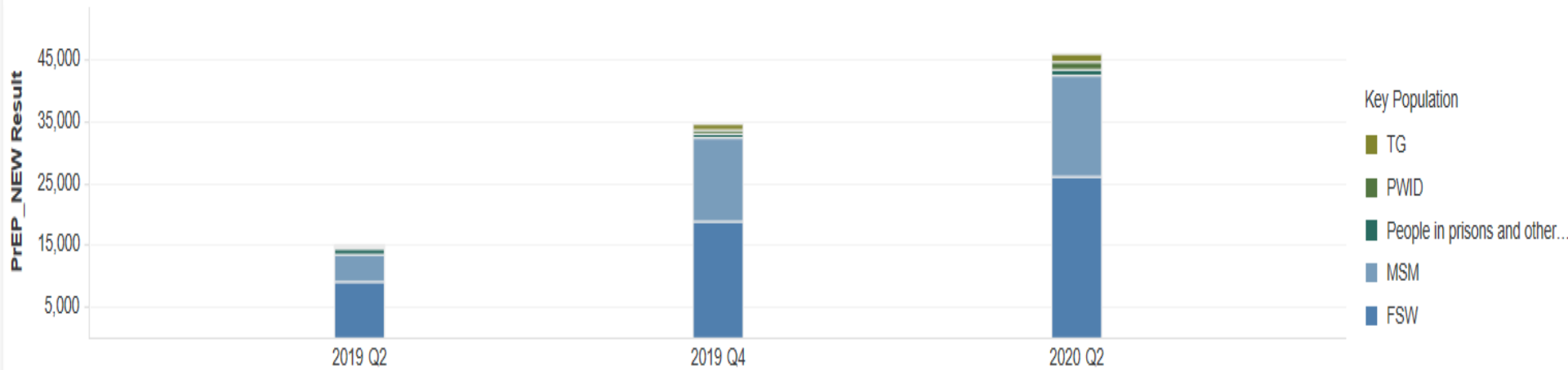


# Bringing it all together visually

PrEP\_NEW: % KP out of Total New on PrEP



PrEP\_NEW: Total New on PrEP by KP



NOTE: Values are displaying KP disaggs for PrEP\_NEW. KP disaggs were optional in FY18 and FY19. In FY18 PrEP\_NEW was reported as a quarterly indicator. For trend purposes in this visual, FY18Q2= FY18Q1 + FY18Q2 and FY18Q4= FY18Q3 + FY18Q4.

# Section 4: Overview of guiding narrative questions



# Guiding Narrative Questions by Indicator (KP\_PREV)

1. Did the IMs de-duplicate all returning beneficiaries in Q3-Q4 who have already been counted in Q1-Q2 of this fiscal year? If not, why not?
2. Are there mechanisms in place (i.e. unique identifier) with which IMs can de-duplicate multiple outreach encounters within a fiscal year? What are these mechanisms? If mechanisms are not in place, how does the IM report individuals and not encounters within the fiscal year?
3. Do the testing service disaggregations equal the total number of KP\_PREV reported? If not, why not?
4. What were the barriers in collecting testing service disaggregations for this indicator?
5. For each KP group reached, please describe the minimum set of services provided to that group, in addition to services that may depend on the client's individual risk or circumstances, as determined by the KP program.

# Guiding Narrative Questions by Indicator (KP\_MAT & KP\_MAT\_NAT)

## KP\_MAT

1. Were the individuals who initiated MAT too late in this reporting period (at least 6 months prior) excluded from the results?

# Section 5: Data quality considerations for reporting and analysis

**PEPFAR**

U.S. President's Emergency Plan for AIDS Relief



# Data Quality Considerations

## KP\_MAT:

This indicator makes use of program data as part of an on-going cohort. The MAT register and/or patient-level data can be used to determine the number of people starting MAT in the defined period, as a cohort, and the number of those who are still in treatment 6 months and who were on MAT for at least six months during the reporting period.

## KP\_PREV:

The Numerator should equal sum of the disaggregation: The number of KP reached with individual and/or small-group level preventive interventions should be equal to the sum of KP disaggregates.

# Key Populations Disaggregates – Caveats & Considerations for Interpretation of Data

## KP data are often underreported

- Members of key populations often face stigma and may choose not to self-report, leading to underreporting. Reported numbers might be incomplete or under-represented as members of KPs are often reluctant to disclose their identity in clinical settings. Please also see the KP Classification tool in MER guidance to facilitate this reporting.

## Reporting of KP disaggregates was strongly encouraged, but optional prior to FY20

- From the FY19 reporting guidance: “Both KP-specific and clinical partners have the option to complete these disaggs, but only if safe to maintain these files and to report.” KP reported results for those time periods may be incomplete.
- In FY 20 and beyond, the **KP disaggregates are required (except TX\_ML and unless there are safety or confidentiality concerns)**, but it is important to consider prior rules when looking at trends over time.

# Key Populations Disaggregates – Caveats & Considerations for Interpretation of Data

## Reporting of KPs in multiple groups

- A small number of KPs may fall into 2+ KP groups (e.g. a transgender individual who also uses injection drugs). However, PEPFAR has changed its approach to this situation over the years, and it is important to consider these changes when looking at trends over time.
- In FY 17, countries were instructed to count such individuals in all KP groups with which they identified. For example, when enrolling a transgender person who also uses injection drugs onto treatment, countries were instructed under the HTS\_TST, TX\_NEW, and PrEP\_NEW guidance to report a "1" in PWID and a "1" in transgender under TX\_NEW. As a result, individuals who fall into multiple KP groups had the potential to be counted more than once in a reporting period.
- Since FY 18, each individual should be reported in only one KP group to avoid the risk of double-counting. Best practice is to ask the beneficiary/client to indicate the group with which they most identify. For KP\_PREV, the # of KP reached should = the sum of the KP disaggregations.



# Section 6: Additional Resources and Acknowledgments

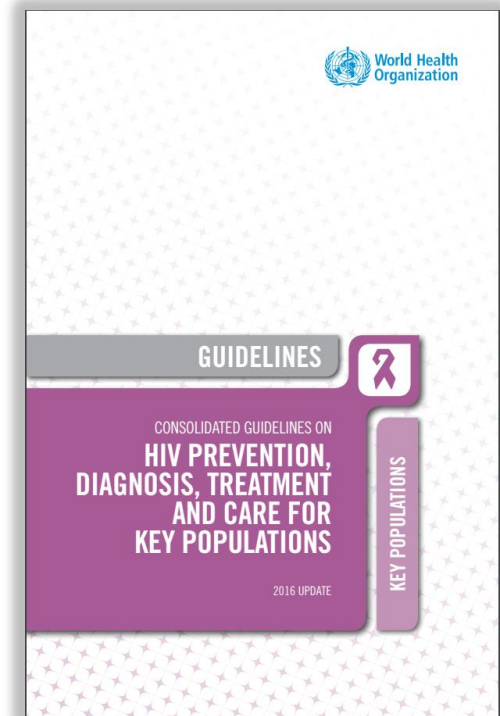
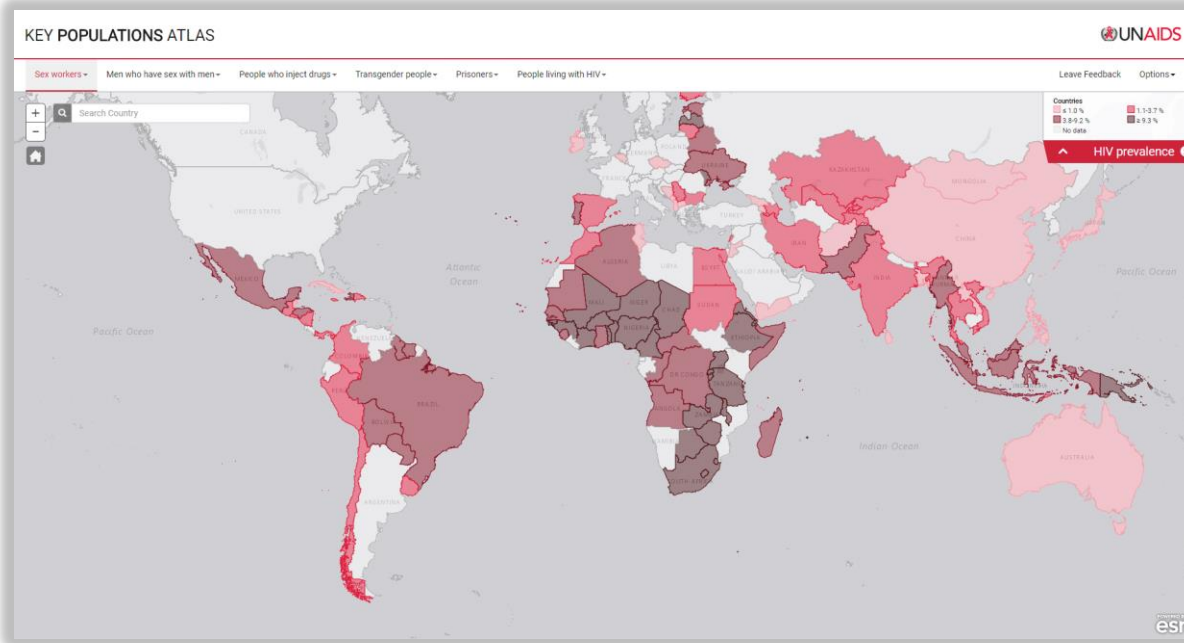
**PEPFAR**

U.S. President's Emergency Plan for AIDS Relief



# Additional Resources

- Include references or links to any additional resources for content related to indicator such as guidance or policy documents.
- 2016 WHO Consolidated Guidelines for Key Populations\*
- UNAIDS Key Population ATLAS\*\*




\*<https://apps.who.int/iris/bitstream/handle/10665/246200/9789241511124-annexes-eng.pdf;sequence=5>

\*\*<http://www.aidsinfoonline.org/kpatlas/>

# Additional Resources

- KP implementation tools, highlighting best and recommended practices for KP programming



[IDUIT](#)



[MSMIT](#)



[SWIT](#)



[TRANSIT](#)

- [Decision Framework](#) for Differentiated Antiretroviral Therapy Delivery for Key Populations

# Acknowledgments

Thank you to Maria Au, Avi Hakim, LaChandra Spencer, Pooja Vinayak, Michelle Selim and other agency KP SMEs for their inputs to this training!



# PEPFAR

U.S. President's Emergency Plan for AIDS Relief

# Thank you